

SPECIAL EDUCATIONAL NEEDS IN OXFORDSHIRE (SCHOOL CENSUS DATA)
(DATA PUBLISHED – 12TH JUNE 2025)

This publication combines information from the school census (state-funded schools), school level annual school census (independent schools) and general hospital school census on pupils with special educational needs (SEN).

This briefing relates to pupils at schools in Oxfordshire and differs from the EHC plans briefing which relates to children and young people aged 0-25 with an EHC plan maintained by Oxfordshire regardless of place of education.

<https://explore-education-statistics.service.gov.uk/find-statistics/special-educational-needs-in-england/2024-25>

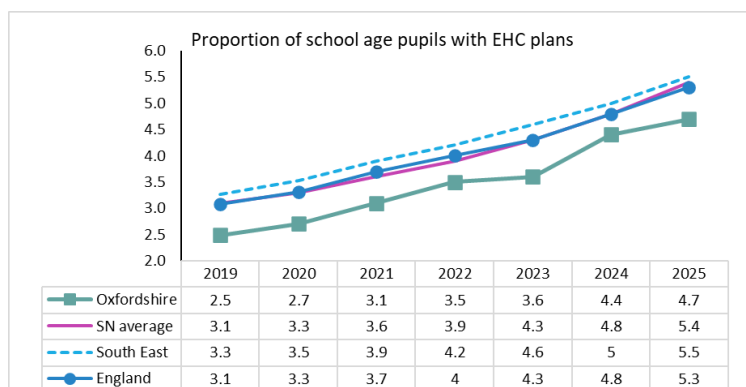
School aged population with
EHC plans
4.7%
England – 5.3%

School aged population with
SEN Support
17.3%
England – 14.2%

Headlines	Oxfordshire	Statistical Neighbours	South East	National
% of school aged population with EHC plans	4.7	5.4	5.5	5.3
Compared to 2023	4.4	4.8	5.0	4.8
Percentage increase on last year	+0.3%pt	+0.6%pts	+0.5%pt	+0.5%pt
National Rank from 152 LAs (quartile)	122 nd (4 th quartile)	-	-	-
SN Rank – (out of 11)	10 th	-	-	-
% of school aged population with SEN support	17.3	14.0	14.5	14.2
Compared to 2023	16.3	13.7	13.8	13.6
Difference from previous year	+1.0%pts	+0.3%pts	+0.7%pts	+0.6%pts
National Rank from 152 LAs (quartile)	8 th (1 st quartile)	-	-	-
SN Rank (out of 11)	1 st	-	-	-
% primary school pupils with EHC plans	3.8	3.7	3.5	3.5
Compared to 2023	3.3	3.3	3.0	3.0
Difference from previous year	+0.5%pts	+0.4%pts	+0.5%pts	+0.5%pts
National Rank (quartile)	70 th (2 nd quartile)	-	-	-
SN Rank (out of 11)	4 th	-	-	-

% primary school pupils with SEN support	16.2	14.6	14.4	14.8
Compared to 2023	15.5	14.0	13.7	14.1
Difference from previous year	+0.7%pts	+0.6%pts	+0.7%pts	+0.7%pts
National Rank (quartile)	38 th (1 st quartile)	-	-	-
SN Rank (out of 11)	2 nd	-	-	-
% secondary school pupils with EHC Plans	3.5	3.5	3.2	3.1
Compared to 2023	3.0	3.1	2.9	2.7
Difference from previous year	+0.5%pts	+0.4%pts	+0.3%pts	+0.4%pts
National Rank (quartile)	54 th (2 nd quartile)	-	-	-
SN Rank (out of 11)	6 th	-	-	-
% secondary school pupils with SEN support	17.1	13.2	13.5	13.4
Compared to 2022	15.9	12.6	12.8	12.9
Difference from previous year	+1.2%pts	+0.6%pts	+0.7%pts	+0.5%pts
National Rank (quartile)	11 th (1 st quartile)	-	-	-
SN Rank (out of 11)	1 st	-	-	-

PROPORTION OF SCHOOL AGE PUPILS WITH EHC PLAN



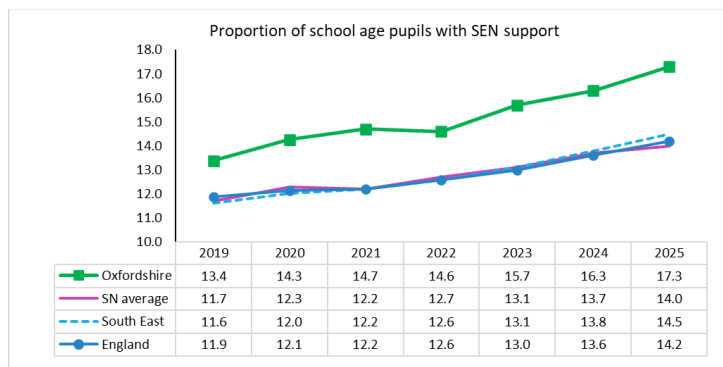
This includes state funded schools (nursery, primary, secondary, special), non-maintained special schools, independent schools and pupil referral units)

4.7% (5,642) of pupils at schools in Oxfordshire have an education, health and care (EHC) plan as at January 2025. This is an increase of 0.3%pts (394 pupils) on January 2024 and an increase of 2.2%pts (2,830 pupils) since January 2019.

Most of these plans will be maintained by Oxfordshire, others will be maintained by a pupil's home local authority.

Oxfordshire is placed in the 4th quartile nationally for this measure – ranked 122nd out of 152 local authorities, meaning Oxfordshire has a lower proportion of school population with EHC plans.

PROPORTION OF SCHOOL AGE PUPILS WITH SEN SUPPORT



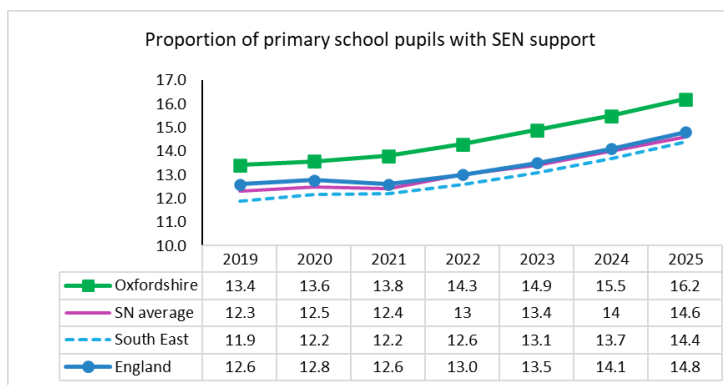
This includes state funded schools (nursery, primary, secondary, special), non-maintained special schools, independent schools and pupil referral units)

17.3% (20,677) of pupils in Oxfordshire schools have SEN support but no EHC plan as at January 2025. This is an increase from 16.3% of pupils (18,666) in January 2024.

Oxfordshire has the 8th highest proportion of pupils with SEN support in schools, out of 152 local authorities.

The proportion of pupils in Oxfordshire schools with SEN support has increased by 1.0%pts since 2024, higher than the 0.6%pt increase reported nationally.

PUPILS WITH SEN SUPPORT IN PRIMARY SCHOOLS

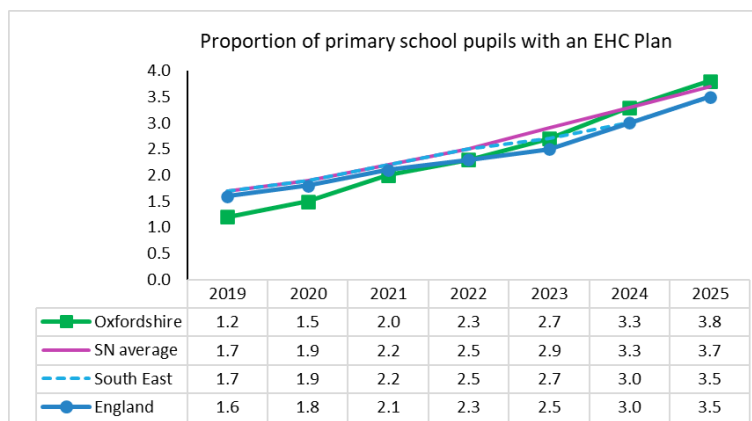


16.2% (8,976) of pupils at Oxfordshire primary schools were SEN support in January 2025. This is an increase from 15.5% (up 366 pupils) in 2024.

Oxfordshire continues to have a notably higher proportion of SEN Support pupils in primary schools than that reported nationally.

Oxfordshire ranks 38th out of 152 local authorities for this measure and 2nd within the statistical neighbour group.

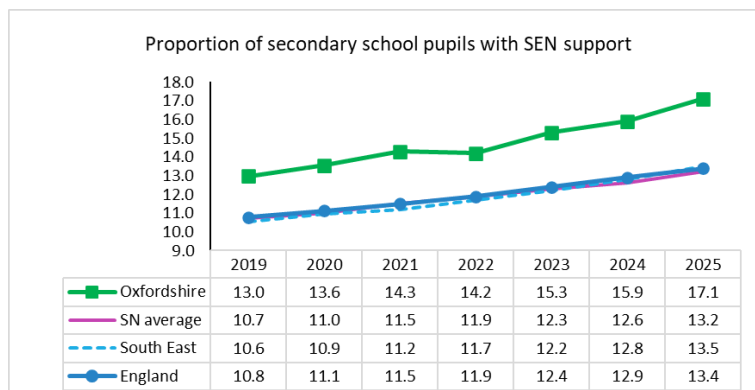
PUPILS WITH EHC PLANS IN PRIMARY SCHOOLS



3.8% (2,078) of pupils at Oxfordshire primary schools had an EHCP in January 2025. This is an increase from 3.3% (up 263 pupils) in 2024.

There has been a 0.5%pt increase in the proportion of pupils with an EHCP in Oxfordshire primary schools. This matches the increase reported nationally (0.5%pts)

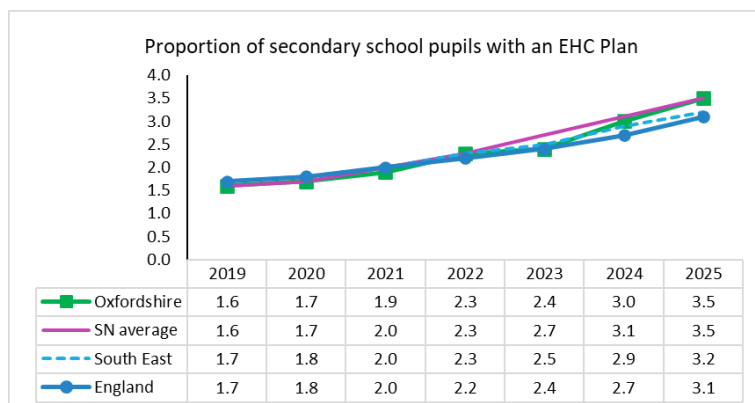
PUPILS WITH SEN SUPPORT IN SECONDARY SCHOOLS



17.1% (7611) of pupils at Oxfordshire secondary schools had SEN support in January 2025. This is an increase of 1.2%pts from 15.9% (up 611 pupils) in 2024. The rate of growth of this pupil group in Oxfordshire slowed between 2021 and 2022 but is now continuing to rise.

Oxfordshire has the 11th highest proportion of secondary school SEN Support pupils out of 152 local authorities and highest within the statistical neighbour group

PUPILS WITH EHC PLANS IN SECONDARY SCHOOLS

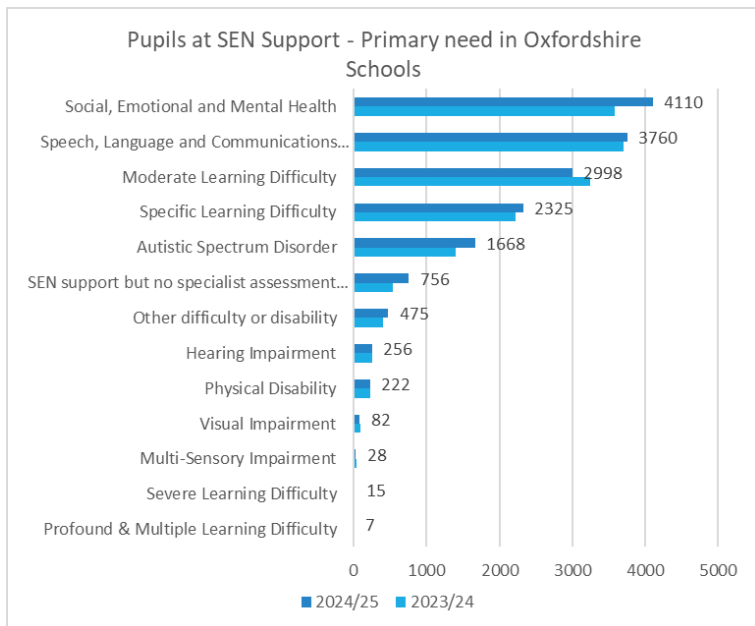


3.5% (1,567) of pupils at Oxfordshire secondary schools had an EHCP in January 2025. This is an increase from 3.0% (up 250 pupils) in 2024.

Between 2019 and 2021 the proportion of secondary school pupils with an EHCP in Oxfordshire was below the national average, since then the County has come into line with and is now above the national average.

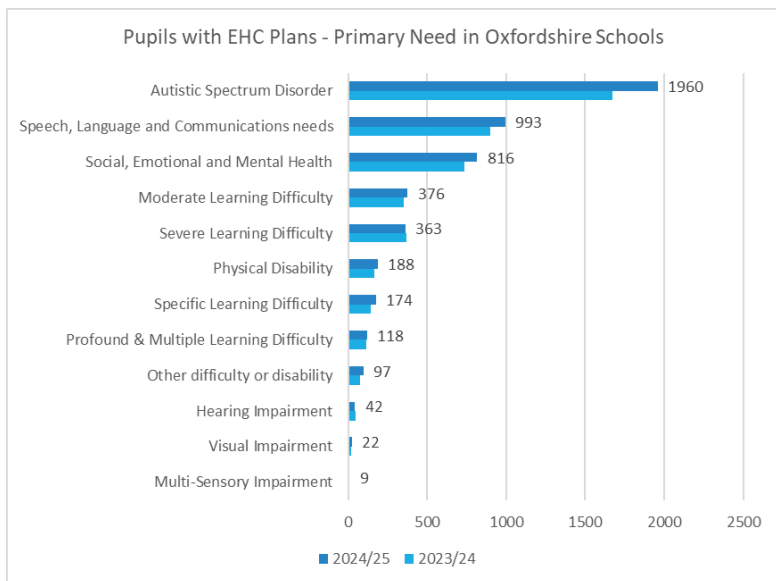
Oxfordshire is ranked 54th out of 152 Local Authorities for the proportion of pupils with EHCPs in secondary schools and 6th out of 11 statistical neighbours

PRIMARY NEED



The most common type of primary need for pupils with SEN support in Oxfordshire schools is social, emotional and mental health with 4,110 pupils (24.6% of all pupils with SEN support). This is above the national average (23.6%).

Nationally the most common primary need for pupils with SEN support is speech, language and communication needs (25.7%), followed by social, emotional and mental health needs (23.6%)



Autistic spectrum disorder continues to account for the highest proportion of primary need among pupils with an EHC plan, both within Oxfordshire schools (37.9%) as well as nationally (33.6%). The second highest EHCP primary need for pupils in Oxfordshire schools is speech, language and communication needs (19.2%), this mirrors the picture nationally.

Over half of pupils with an EHC plan in Oxfordshire schools had either autistic spectrum disorder or SLCN (57.1%).

The table below allows comparisons to be drawn between primary need for pupils with an EHCP and at SEN Support in Oxfordshire against national. It is possible to see that the proportion of children with an EHCP and a primary need of ASD is higher in Oxfordshire (37.9%) than the national average (33.6%).

For pupils at SEN Support, in Oxfordshire the proportion with a primary need of moderate learning difficulty is 3.5%pts above the national average (Oxfordshire 17.9%, national 14.4%)

	Oxfordshire 2024/25				National 2024/25			
	SEN Support		EHCP		SEN Support		EHCP	
	#	%	#	%	#	%	#	%
Speech, Language and Communications needs	3760	22.5	993	19.2	304021	25.7	92004	20.7
Social, Emotional and Mental Health	4110	24.6	816	15.8	279230	23.6	71304	16.0
Moderate Learning Difficulty	2998	17.9	376	7.3	170228	14.4	34755	7.8
Specific Learning Difficulty	2325	13.9	174	3.4	160490	13.6	19064	4.3
Autistic Spectrum Disorder	1668	10.0	1960	37.9	114772	9.7	149217	33.6
SEN support but no specialist assessment of type of need	756	4.5	-	-	57779	4.9	-	-
Other difficulty or disability	475	2.8	97	1.9	40923	3.5	8954	2.0
Hearing Impairment	256	1.5	42	0.8	17396	1.5	6368	1.4
Physical Disability	222	1.3	188	3.6	21085	1.8	14865	3.3
Visual Impairment	82	0.5	22	0.4	9544	0.8	3921	0.9
Multi-Sensory Impairment	28	0.2	9	0.2	3278	0.3	1352	0.3
Severe Learning Difficulty	15	0.1	363	7.0	1859	0.2	31271	7.0
Profound & Multiple Learning Difficulty	7	0.0	118	2.3	695	0.1	9911	2.2
Total	16705		5172		1181665		444419	

Blue shading denotes Oxfordshire is below the national average.

Green shading denotes Oxfordshire is above the national average.

Oxfordshire's statistical neighbours are:

Bracknell Forest; Buckinghamshire; Cambridgeshire; Gloucestershire; Hampshire; Hertfordshire; South Gloucestershire; West Berkshire; West Sussex; Wiltshire

Contact:

Kate Reynolds, Interim Deputy Director for Education, kate.reynolds@oxfordshire.gov.uk

Deb Smit, Head of SEND deb.smit@oxfordshire.gov.uk

Zaheer Ahmed, Interim Head of School Improvement, zaheer.ahmed@oxfordshire.gov.uk

Jenny Law, Performance & Information Manager (Education), jenny.law@oxfordshire.gov.uk